

2. Dashboard

The **Dashboard** section in Wifox Business Content Solution provides a centralized overview of the system's key metrics and recent activities, enabling users to monitor the platform's content and event management progress quickly. It is designed to provide essential statistics and allow quick navigation to detailed views of pages and events.

Key Features of the Dashboard

1. Pages Overview

Image not found or type unknown: '?? ?????, ?????? ??????, ?????, ????????????????????? ??????????'

Total Pages: Displays the total number of pages created in the system (e.g., "22 Pages").

Added Per Month: Indicates the number of new pages added in the current month (e.g., "Added per month: 0").

Last Pages: Lists the three most recently created or updated pages, along with their creation dates and times.

Example:

- **404** - Created on **05.12.24 at 11:09**
- **For Traders** - Created on **05.12.24 at 11:09**
- **Our Partners** - Created on **05.12.24 at 11:09**

2. Events Overview

image not found or type unknown?? ?????, ?????? ???????, ??????, ????????????????????? ???????????'

Total Events: Displays the total number of events created in the system (e.g., "39 Events").

Added Per Month: Indicates the number of new events added in the current month (e.g., "Added per month: 0").

Last Events: Lists the three most recently created or updated events, along with their creation dates and times.

Benefits of the Dashboard Section

- **Quick Insights:** Provides a snapshot of current activities, making tracking progress and identifying recent changes easier.
- **Time Management:** Saves time by displaying key data at a glance instead of navigating through multiple sections.
- **Actionable Navigation:** Direct links to the full lists of pages and events allow users to access and manage specific content or events quickly.
- **Real-Time Updates:** Reflects any changes or additions made to pages or events instantly, keeping data up-to-date.


Use Case

A manager logs into Wifox Business Content Solution to check the status of recent updates. Using the **Dashboard**, they notice that three pages and three events have been recently added or modified. From here, they click on **Full List** under "Events" to review all pages and ensure everything aligns with the project goals.

3. Users

The **Users** section in Wifox Business Content Solution provides an overview and management of all user accounts created within the system. It is designed to offer administrators a clear picture of system usage and user activity while providing quick access to user details.

Image not found or type unknown



Key Features of the Users Section

- **User Count:** Displays the total number of users created in the system (e.g., "3 Users").
- **Monthly Additions:** Indicates how many new users were added in the current month (e.g., "Added per month: 0").
- **Recent Logins:** Lists the three most recent user logins, showing the user's email address and login time.

Benefits of the Users Section

- **Comprehensive Overview:** Keeps track of all user accounts, providing insight into system utilization.
- **Efficient Management:** Quickly identify the most recent system users and their last login times.
- **Security Monitoring:** Helps administrators monitor user activity for security and accountability.


Use Case

A system administrator needs to verify if a developer has recently accessed the system. By checking the Users section, they can see that the developer logged in on 18.01.25 at 15:56. From there, they can navigate to the full list for additional details.

4. Clients


The **Clients** section in Wifox Business Content Solution provides tools for managing client records, including creating, updating, and deleting client details. It enables administrators to maintain accurate and up-to-date client information efficiently.

Image not found or type unknown



Key Features of the Clients Section

- **Client Count:** Displays the total number of clients in the system and the number added in the current month.
- **Recent Clients:** Shows the most recently added clients, with their email addresses and registration dates.
- **Full List Access:** Provides a comprehensive view of all clients in the system for in-depth management.



When adding or editing a client, the following details can be managed in the **General** section:

- **E-mail:** The client's primary contact email address.
- **Password:** The password associated with the client account (hidden for security).
- **Name:** The client's name or identifier.
- **Phone:** The client's phone number.
- **Active:** A checkbox indicating if the client account is active.
- **Registration Date:** The date and time the client was added to the system.
- **Comments:** Additional notes or remarks about the client.

Benefits of the Clients Section

- **Streamlined Client Management:** Simplifies the process of updating or deleting client records directly from the interface.
- **Quick Additions:** Allows new clients to be added easily and efficiently.
- **Detailed Records:** Provides comprehensive fields to capture all relevant client details.

Use Case

Clients Management A sales manager logs into Wifox Business Content Solution to verify recent client additions. They quickly identify two new clients this month in the "Recent Clients" section. To review detailed information and update records, they click "Full List," ensuring client data remains accurate and current.

Revision #8

Created 18 March 2025 19:43:41

Updated 25 January 2026 13:43:45