

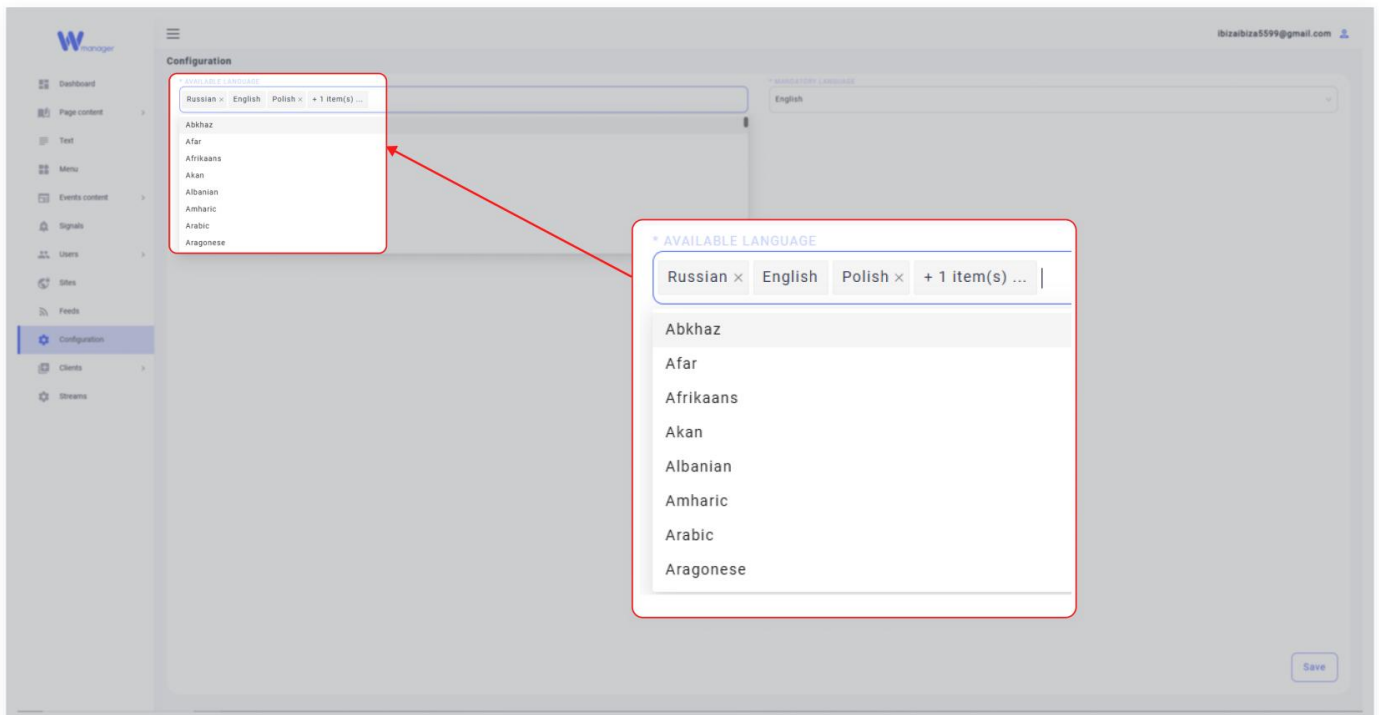
# 1. Configuration: Overview

The **Configuration** section in Wifox Business Content Solution is designed for managing the available and mandatory languages for the platform. This ensures multilingual support and allows administrators to define which languages are accessible for content and which language is set as default.

## Features of the Configuration Section

### 1. Available Languages

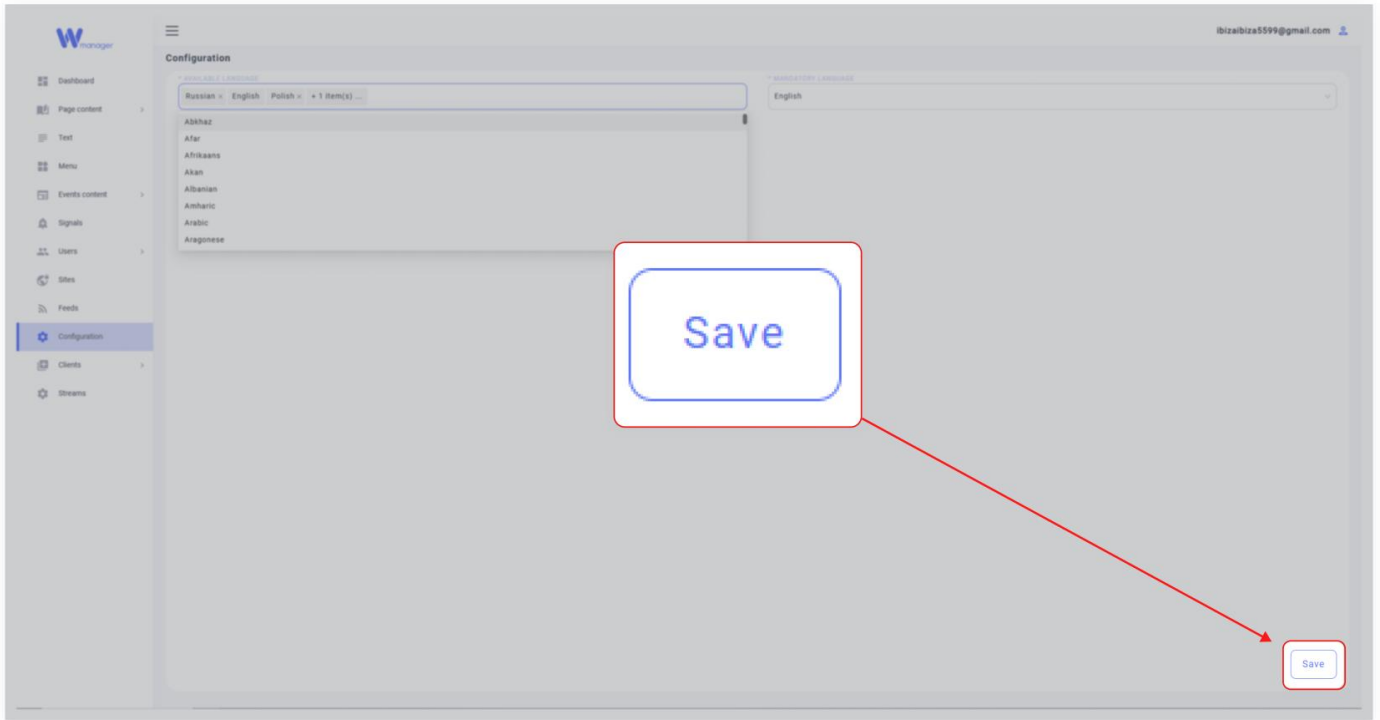
This is a **multiple select** field where you can choose the languages that will be available across the system.



These languages will appear as options when creating or editing content.


To configure the available languages:

- Select the desired languages from the list (e.g. English, Polish).
- Click **Save** to confirm and apply your selection.



## 2. Mandatory Language

Image not found or type unknown



The mandatory language is the **default language** for the platform.

When users access forms or pages, this language will be pre-selected as the default.

To configure the mandatory language:

- Select a single language (e.g., English) from the mandatory language field.
- This language ensures consistency and is always preloaded as default.

## Example Use Case

An administrator configures the platform to support **English**, and **Polish** as available languages. They set **English** as the mandatory language. When a user opens a content creation form, **English** is automatically selected, but the user can switch to any of the available languages if needed.

This configuration ensures seamless multilingual support and helps maintain a structured language setup for global platforms.

---

Revision #2

Created 22 March 2025 20:35:42

Updated 25 January 2026 13:46:27