

Release notes

- [Release 1.0.1](#)
- [Release 1.0.2](#)
- [Release 1.0.3](#)
- [Release 1.0.4](#)
- [Release 1.0.5](#)
- [Release 1.0.6](#)
- [Release 1.0.7 \(29.08.2024\)](#)
- [Release 1.0.8 \(11.09.2024\)](#)

Release 1.0.1

Features:

- WR-777 - add crypto icons

Bugfixes:

- WR-331 - Google TFA qr code - issue with padding from text
- WR-338 Incorrect exchange drawer view if no currencies for exchange from
- WR-328 - Some issues with numbers after dot in currencies display
- WR-329 - Transactions sorting is working incorrectly
- WR-327 - Phone TFA is not working properly from first time

Release 1.0.2

Bugfixes:

- WR-342 - The exchange button can be pressed several times

Release 1.0.3

Features:

- WR-326 - Change approach for links in email from redirect to code

Bugfixes:

- WR-330 - Assets needs to display immediately after creating, now with delay

Release 1.0.4

Features:

- WR-345 - Limit the withdrawal and exchange request if the required commission does not exist.

Bugfixes:

- WR-326 - remove input value when error has occurred
- WR-340 - PWA not working on Iphone
- WR-338 - Show error on exchange drawer if from or to currencies don't exist

Release 1.0.5

Features:

- WR-344 - Update asset creation flow(add plug)
- WR-365 - User agreements

Bugfixes:

- WR-343 - Back to home button is working incorrectly in Declined status page
- WR-366 - Correct dates in transactions
- WR-364 - remove network from exchange transactions
- WR-369 - Add description to withdrawal transactions

Release 1.0.6

Features:


- WR-358 - Default Email TFA method implementation
 - Now we have added one more method 2FA by e-mail address. It becomes default after user registration on the site. You can still change the default method on the profile page. It is not possible to remove the 2FA method by e-mail address from the profile

We'll now go through the registration flow to show all the changes:



Sign up to Wiex

Enter your details to proceed further

| | |
|--|--|
| First name | Last name |
| <input type="text" value="First name"/> | <input type="text" value="Last name"/> |
| Email | |
| <input type="text" value="Email"/> | |
| Password | |
| <input type="password" value="Password"/>  | |
| <input type="checkbox"/> I accept Privacy policy , the Terms of use and the processing of my personal data in accordance with the Terms of use . I confirm that I am not a resident or national of the UK. I confirm that I am not a PEP . | |
| <input type="button" value="Create Account"/> | |

Step 1: The user registration page has not changed. You are still prompted for First and last name, mail, and password

Welcome to Wiex.com!

To start enjoying all the features we offer, please take a moment to verify your email address.

00381

Step 2: The




ad of a link, as it was before

Verify your email

We just sent to email xcvmnbsdf@sharklasers.com

Didn't get it? [Resend](#)

 [Contact support](#)

Step 3: The user must enter the

code received in the letter on the site in order to confirm the e-mail address. After successful confirmation, the mail is added as a default 2FA method

Security

2-Step Verification



The screenshot displays a 'Security' section with a '2-Step Verification' subsection. It contains four rows of settings:

- Biometrics:** Login with your fingerprint, face and code. Includes an 'Add biometrics' button.
- SMS two-factor authentication:** Get code by SMS two-factor authentication. Includes a bookmark icon.
- Email two-factor authentication:** Default. Includes a bookmark icon.
- 2FA Authenticators:** Includes an 'Activate' button.

Security block on profile page

Bugfixes:

- WR-371 - Fix bug with user's limits for withdrawals
 - When withdrawing a large amount of funds, the system did not let such transactions through.
- WR-367 - Birth date is not migrating from SumSub
 - Date of birth was not imported into CRM after passing flow verification

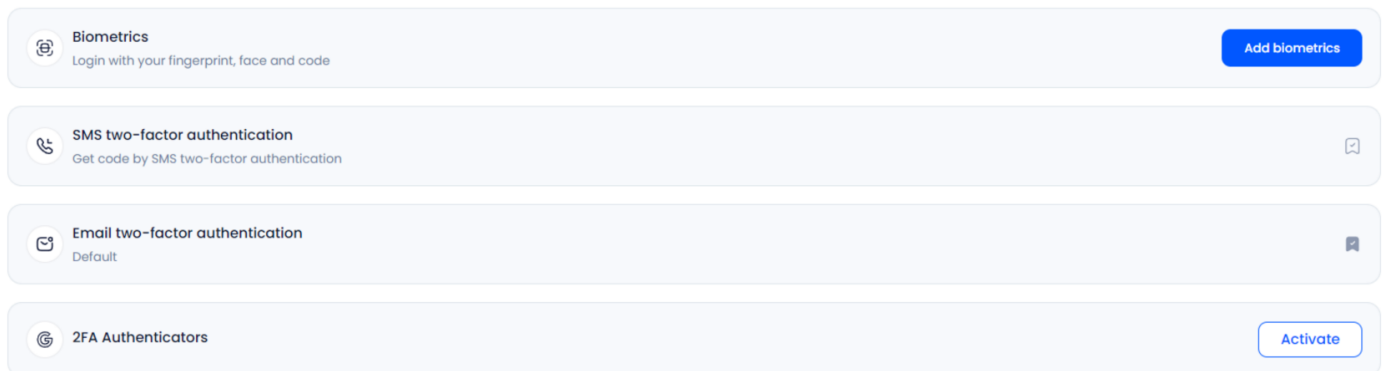
Release 1.0.7 (29.08.2024)

Features:

- **WICRM-288 - Export Transactions and Clients to CSV**
 - Added a new feature allowing users to export transaction history and client data in CSV format. This enables easier data manipulation and reporting outside the platform, such as for external audits or business analysis.
- **WR-373 - Enforce Two-Factor Authentication (2FA) Methods**
 - Updated the registration process to require two non-removable 2FA methods: email and phone. After account creation, the user will automatically have both methods enabled, with email set as the default. Users cannot delete these 2FA methods but can change the default method in their settings.

Security

2-Step Verification



The screenshot displays the '2-Step Verification' settings interface. It features four distinct rows, each representing a different authentication method. The first row is for 'Biometrics', which includes a fingerprint icon, the text 'Login with your fingerprint, face and code', and a blue 'Add biometrics' button. The second row is for 'SMS two-factor authentication', showing a phone icon, the text 'Get code by SMS two-factor authentication', and a small bookmark icon. The third row is for 'Email two-factor authentication', showing an envelope icon, the text 'Default', and a small bookmark icon. The fourth row is for '2FA Authenticators', showing a QR code icon, the text '2FA Authenticators', and a blue 'Activate' button.

Security block on profile page

- **WR-372 - Restrict Account Access Until Phone Verification**
 - Implemented a restriction that prevents users from accessing their personal account until their phone number is verified. This adds an extra layer of security by ensuring that users confirm their identity via phone before proceeding. The "skip for now" option, previously allowing users to bypass phone verification, has been removed.
- **WR-376 - Normalize Email Input and Trim Sensitive Data**
 - Improved the way user email addresses are handled by converting them to lowercase before storing them on the server. Additionally, any sensitive data (such as names or email addresses) is now automatically trimmed to remove unnecessary spaces, reducing the risk of errors during data processing.
- **WR-377 - Semaphore Integration for Exchange and Withdrawal**
 - Integrated a semaphore mechanism to regulate simultaneous transactions. This prevents users from initiating multiple steps in transactions that could result in negative balances. For example, if a user performs an exchange or withdrawal, the system will now ensure that both assets involved are accurately updated without

conflicts.

- **WR-392 - Add Hash Column and Display Transaction Type**

- Added a new column in the transaction records to display the hash value for internal transactions, ensuring better traceability and transparency. Additionally, the type of each transaction is now clearly displayed to help users differentiate between various transaction types.

- **WR-393 - Clear Input Fields After Incorrect Code Entered**

- Improved the user experience when entering incorrect codes by automatically clearing the input fields. This ensures that users don't have to manually delete incorrect entries and can re-enter the correct information without confusion.

Bugfixes:

- **WR-358 - Remove Notification for Login 2FA Error**

- Removed unnecessary and misleading error notifications that appeared when there was an issue with logging in using 2FA. This prevents confusion and enhances the overall login experience.

- **WR-394 - Fix for Deactivated Client Login Issue**

- Resolved a bug where users with deactivated accounts were still able to access their personal cabinets. Now, if an account is deactivated, the user will be blocked from logging in, ensuring compliance with account management rules.

- **WR-111 - Corrected Error Message on Security Page**

- Fixed a misleading or incorrect error message that was displayed on the "Improve Security" page, making it clearer for users to understand the actions they need to take.

Release 1.0.8 (11.09.2024)

Features:

- **WR-405 - Automatically Create User Assets After KYC Approval**
 - Once a user successfully completes basic KYC verification, the assets configured in the CRM will be automatically created for them.

<https://www.youtube.com/embed/ZRZN2cc4AiY>

Bugfixes:

- **WR-412 - Refresh Token Issue in SumSub SDK**
 - Resolved an issue where a user's activity in the SumSub verification process was not recognized, causing the user to be logged out.
- **WR-403 - Incorrect Date Range in Business Transaction History**
 - Fixed an issue with filtering transaction history by date for business clients.
- **WR-411 - Duplicate Account Creation During Verification**
 - Resolved a bug where multiple accounts were created for a user when multiple KYC verification confirmations were received via SumSub.