

Release 1.0.3 (27.08.2024)

Features:

- WICRM-295 - Add multisearch for Employees module
 - Now the employee search has become more convenient by adding new search fields. Search by email and name fields
- [WICRM-289](#) - Reimplementation of Wallets
 - Changed the approach of displaying wallets for assets. Now it is not a separate page as it was before. When you go back to an asset for which a wallet was displayed, the wallet is highlighted

<https://www.youtube.com/embed/cruqlsf13ol>

- [WICRM-294](#) - Logs tab markup
- [WICRM-305](#) - Do not log initial requests
- [WICRM-298](#) - Create Logs module, client logs submodule
 - The given three points above can be defined as one big feature. Implements a log module that saves any activity that may come from both CRM managers and customers on the site. An example of such an activity could be a manager changing customer data, creating a transaction manually for a specific user. All this is now conveniently displayed in a special Logs tab, as well as separately in the tabs of user and employee.

https://www.youtube.com/embed/fnxXFv_gJzc

- WICRM-288 - Add csv export for transactions and clients

<https://www.youtube.com/embed/b4pxtL4smgg>







- [WICRM-303](#) - Implement TFA block with ability to edit and delete to Employees edit form
 - Implements a more convenient display for TFA methods for employees. This block allows you to view which TFA methods are already available for a selected employee, as well as to edit some of these methods and delete them.



No any authentication

TFA block

Two-Factor Authentication (2FA)

	Google	Default
	Phone +3584573983843	 
	Email	

if employee has 2FA method

- [WICRM-239](#) - TFA markup - add icon for email tfa
 - Added an icon to display the TFA email
- [WICRM-6](#) - Unit - Jest - resolveTexts method testing
- [WICRM-293](#) - Show transactions by asset tables
 - Now you can view which transactions to perform separately for the selected asset. Now you don't need to sort transactions or invent any other way to do this

<https://www.youtube.com/embed/TPp5AnusjJ0>

- [WICRM-302](#) - After update client navigate to main clients page with filters
 - After editing a customer and saving the changes the CRM manager will be redirected to the main users page with all filters that were selected before saved
- [WICRM-290](#) - add decr and source/destination input in transaction from crm
 - Added 2 additional fields to the transaction manual creation drawer

× Deposit

Available balance:	200
On hold:	0
Total:	200

ⓘ Lorem Ipsum is simply dummy text of the printing and typesetting industry.

Amount

Create transaction

Description

Source

- [WR-379](#) - Change creating of business client email (email)*timestamp to timestamp(email)*
 - Changed the approach of saving email when creating a business account. Now the format will be `timestamp_email`, which will prevent future problems with business account editing.
- [WR-376](#) - Convert user email to lower case. Trim sensitive data in wiex client

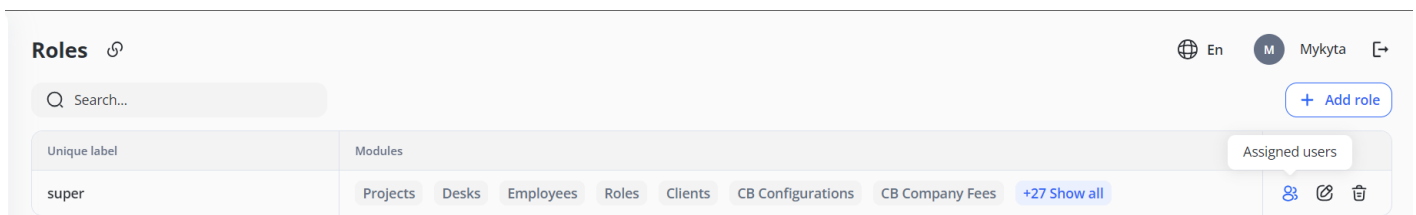
- The e-mail address will now be saved with all lowercase letters.
- [WICRM-304](#) - Implement history of transaction
 - Implemented a new transaction history feature where the full path that a transaction takes will be stored. This includes any interactions with external systems, as well as its creation inside CRM

<https://www.youtube.com/embed/Uf9a56oDeAM>

- [WICRM-305](#) - Do not log initial requests
- [WICRM-312](#) - Search client by _id
 - Now the search works the same way by customer ID

Bugfixes:

- [WR-365](#) - Remove gradient from agreement table
 - Removed gradient at the bottom of the User agreement table
- [WICRM-244](#) - Fee markup - change order
- [WICRM-296](#) - Request is not created in Clients submodule
 - Fixed a bug that made it impossible to create a request for a client
- [WICRM-227](#) - Fix bug with token refreshing on polling
- [WICRM-309](#) - Script don't see aliases
- [WICRM-310](#) - Assigned users in Roles module not visible
 - The "Assigned users" feature is now shown in the Actions column for the role table



"Assigned users" button on "Actions" column

Q Search...



Anatolii
toliankir@gmail.com



Anton
anton@crm.com



Mykyta
mykyta@crm.com

Members drawer for assigned users feature

- [WICRM-45](#) - Requests - extend functionality with dialogues - fix issues
 - Fixed uploading files with PDF extension, as well as added a warning if the file size is larger than the file upload allowed in the system for messages tab in clients module
- [WICRM-291](#) - Zeros in not visible in Company fees
 - There was a problem when, when configuring the Company fee module, no number was specified in the "From" and "To" fields, but instead zero was written, which created problems with the use of the fees data

<https://www.youtube.com/embed/yUqgo2eDYQ4>

- [WICRM-292](#) - Input suffix icon indent issue
 - The indentation of all suffix icons has been corrected to the same value
- [WR-394](#) - Fix issue with login of deactivated client
 - A user with the status "deactivated" will now not be able to enter his personal cabinet and make any actions in it

Revision #4

Created 27 August 2024 16:29:31

Updated 30 January 2026 19:44:25